
















SVSEF Tour de Sun Valley Individual Sprint

Final Results

Rank	Name	Cl.	Affiliation	Nat.	USSS Lic.	FIS Lic	Finals	Semi	Qtr	Qual
Women's Individual Sprint										
1	McCabe, Novie	U20	University of Utah		6647592	3535703	02:57.64	03:04.71	03:03.33	03:02.45
2	Palmer-Leger, Sydney	U20	University of Utah		6254247	3535791	02:59.32	03:04.39	03:01.02	03:05.30
3	Jortberg, Lauren	Open	BSF PRO		6384316	3535634	03:06.64	03:02.10	03:05.05	03:03.20
4	Feldman, Katie	Open	Sun Valley SEF		6062004	3535716	03:16.13	03:02.89	03:04.43	03:08.58
5	Lange, Leah	Open	BSF PRO		6182992	3535678		03:06.97	03:07.32	03:08.99
6	Jarzin, Abigail	Open	University of Utah		6532139	3535694		03:06.68	03:04.47	03:11.85
7	Reeder, Emma	U18	Ski and Snowboard Club Vail		6466059	3535908		03:08.58	03:01.58	03:07.85
8	Smith, Sammy	U18	Sun Valley SEF		6448026	3535932		03:08.55	03:04.57	03:15.36
9	Goble, Sarah	Open	Sun Valley SEF		6532149	3535749			03:05.35	03:09.95
10	Brewster, Haley	U18	Ski and Snowboard Club Vail		6651634	3535906			03:04.59	03:12.39
11	Rudd, Hannah	Open	BSF PRO		6463846	3535693			03:01.82	03:12.74
12	Madigan, Lexie	U20	Auburn Ski Club		6625935	3535811			03:07.51	03:15.47
13	Moe, Karianne	Open	University of Utah			3426303			03:04.81	03:13.04
14	Ludwig, Luci	U18	Sun Valley SEF		6398133	3535871			03:18.00	03:15.99
15	Richter, Julia	Open	University of Utah			3205506				03:05.17
16	Landis, Annika	Open	Sun Valley SEF		6061865	3535866				03:11.88
17	Mazzoni, Sophia	Open	Montana State University		6169270	3535773				03:16.31
18	Brigham, Kate	U18	JHSC		6834287	3535930				03:16.52
19	Morgan, Madison	Open	Sun Valley SEF		6247816	3535652				03:17.27
20	Zanni, Grace	U18	SSWSC XC		6638854	3535925				03:18.07
21	hochschartner, lucy	Open	Crosscut Mountain Sports Center		6535557					03:18.14
22	Jensen, Anja	U20	Sun Valley SEF		6392377	3535799				03:18.68
23	Schamberger, Nina	U18	Summit Nordic Ski club		6537823	3535931				03:18.85
24	Bivens, Sarah	U18	Ski and Snowboard Club Vail		6653927	3535892				03:18.96
25	Garso, Jackie	Open	Auburn Ski Club		6597901	6597901				03:19.04
26	O'Brien, Natalie	U18	JHSC		6648032					03:19.07
27	Cole, Hannah	Open	Crosscut Mountain Sports Center		6560750	3535780				03:19.17
28	Blakslee, Molly	U20	Ski and Snowboard Club Vail		6639037	3535910				03:19.50
29	Peters, Tory	U20	TUNA		6405864					03:19.96
30	Gesior, Felicia	Open	Crosscut Mountain Sports Center		6373728	3535542				03:20.03
31	Hagen, Annabel	U20	JHSC		6639136					03:20.25
32	Bredal, Mariah	Open	University of Utah		6403383	3426503				03:20.36
33	Thyr, Ingrid	Open	Crosscut Mountain Sports Center		6518200	3535947				03:21.32

SVSEF Tour de Sun Valley Individual Sprint

Final Results

Rank	Name	Cl.	Affiliation	Nat.	USSS Lic.	FIS Lic	Finals	Semi	Qtr	Qual
34	Vandenburgh, Anika	U16	Sun Valley SEF		6466740					03:21.37
35	Proffitt, Adrianna	Open	Montana State University		6555117	3535819				03:23.04
36	Albrecht, Emma	Open	Montana State University		6730028	3535843				03:23.56
37	Oldham, Kate	U20	AVSC		6643650	3535806				03:23.91
38	Swanson, Grace	U18	TUNA		6614363					03:24.93
39	Hardenbergh, Katy Jane	U18	Ski and Snowboard Club Vail		6645561					03:25.68
40	Grissom, Elena	U18	PCSS		6511186	3535876				03:25.93
41	McJunkin, Hayden	U18	SBSTA		6792462	3535938				03:27.28
42	Gilbert, Kira	U20	MBSEF		6880068					03:28.80
43	Hodges, Ellery	U18	SSWSC XC		6654376	3535948				03:29.30
44	Cramer, Aurora	U18	BBNT		6905413	3535972				03:29.45
45	Stiles, Aurora	U16	JHSC		6745296					03:29.55
46	Barsness, Emma	U18	Ski and Snowboard Club Vail		6448715	3535815				03:29.98
47	McKnight, Alice	U20	MBSEF		6668190					03:32.12
48	Laesch, Greta	U20	Methow Valley Nordic		6619090	3535890				03:32.19
49	Grialou, Jordan	U18	Methow Valley Nordic		6667119	3535941				03:33.36
50	Keeney, Eden	U16	TUNA		6673193					03:34.11
51	Lucy, Mariah-may	U18	Methow Valley Nordic		6667691	3535922				03:34.51
52	Weiss, Elsie	U16	AVSC		6674915					03:36.22
53	Beaulieu, Sarah	Open	SBSTA		6633675	3535719				03:37.31
54	Glackin, Isabel	U16	Ski and Snowboard Club Vail		6642556					03:37.58
55	Wright, Cassidy	U16	Ski and Snowboard Club Vail		6615446					03:38.35
56	Leitheiser, Greta	U18	MBSEF		6759959	3535979				03:39.61
57	Villafranco, Lola	U18	AVSC		6765764	3535805				03:40.27
58	Campbell, Emily	U16	PCSS		6669294					03:41.77
59	McDonough, Eva	U18	AVSC		6645450	3535887				03:42.29
60	Wilmot, Sydney	U18	JHSC		6649443					03:42.61
61	Groetzner Rocco, Agustina	U18	Montana Endurance Academy		X6845877	3035009				03:42.82
62	Scott, Cora	U16	Sun Valley SEF		6841600					03:43.09
63	Hall, Elsie	U18	JHSC		6649080					03:45.45
64	McCabe, Dashe	U16	Methow Valley Nordic		6681210					03:48.74
65	Grohusky, Aisley	U16	Sun Valley SEF		6649749					03:48.81
66	Phillips, Sloan	U18	Summit Nordic Ski club		6870963	3535829				04:02.15
67	Menna, Isabell	U16	Plain Valley Nordic		6604516	3535993				04:11.52
68	Becker, Emilia	U20	Montana Endurance Academy		N6650480	3535839				04:15.59

SVSEF Tour de Sun Valley Individual Sprint

Final Results

Rank	Name	Cl.	Affiliation	Nat.	USSS Lic.	FIS Lic	Finals	Semi	Qtr	Qual
69	Thompson, Anneka	U18	Sun Valley SEF		6389480					04:30.84
70	Schleske Shepard, Karla	Open	Mexican National Ski Team		3545007					05:29.11
Men's Individual Sprint										
1	Holmes, Peter	Open	Sun Valley SEF		6426199	3530797	02:50.98	02:52.57	02:50.60	02:39.97
2	Jager, Luke	Open	University of Utah		6503220	3530911	02:51.60	02:49.32	02:50.79	02:39.49
3	Keeffe, Noel	Open	University of Utah		6002158	3530760	02:55.93	02:52.48	02:52.30	02:36.34
4	Newell, Andrew	Open	BSF PRO		5389135	3530005	03:12.64	02:49.08	02:50.48	02:37.81
5	Diekmann, Logan	Open	BSF PRO		6320672	3530718		02:49.72	02:51.18	02:40.70
6	Godfrey, Reed	Open	Montana State University		7068703	3100355		02:52.89	02:53.54	02:42.83
7	Hendry, Sam	Open	University of Utah		7043913	3100416		02:50.01	02:49.88	02:41.09
8	Wood, Sam	Open	Sun Valley SEF		6550556	3530837		02:57.05	02:51.27	02:46.88
9	Hagenbuch, Johnny	Open	Sun Valley SEF		6240974	3530986			02:51.36	02:40.19
10	Hall, Walker	U20	Methow Valley Nordic		6607494	3530989			02:51.65	02:44.38
11	Magill, Wally	U18	SSWSC XC		6206999	3531067			02:51.10	02:47.71
12	Zink, Simon	Open	BSF PRO		6224185	3530806			02:55.46	02:47.76
13	Schulz, Karl	Open	Sun Valley SEF		6446999	3530894			03:07.23	02:44.05
14	Houtsma, Graham	Open	BSF		5999529	3530862			03:12.76	02:44.15
15	Bratbak, Emil	Open	BSF		6961253	3423344			02:52.30	02:46.37
16	Riksaasen, Bjorn Georg	Open	University of Utah		7043866	3423130			03:05.06	02:47.45
17	O'Connell, Finn	Open	BSF PRO		5949011	3530872				02:48.26
18	Weenig, Elijah	U20	Sun Valley SEF		6649750	3531162				02:49.21
19	Gore, Eli	U20	Sun Valley SEF		6644992	3531036				02:49.92
20	Jones, Trey	U18	SSWSC XC		6540157	3531138				02:50.42
21	Ketchel, Elliot	Open	BSF		6443462	3530965				02:50.47
22	Moore, Taiga	U20	AVSC		6649824	3531113				02:50.59
23	Jordheim, Ola	Open	University of Utah		7043965	3422762				02:50.59
24	Sapp, Everett	Open	Independent		6521549	3530948				02:51.09
25	Moore, Logan	U20	DNCS		6652903	3531177				02:52.23
26	Burkhart, Nikolas	U20	AVSC		6360937	3530931				02:52.30
27	Hermanson, Eli	U20	Montana State University		6355449	3530942				02:52.57
28	Woods, Cale	U18	BSF		6641918	3531042				02:52.85
29	Maybach, Nathan	U18	BBNT		6362081	3531130				02:53.55
30	Stiles, Bridger	U18	JHSC		6648451	3531253				02:53.61
31	Kluck, Max	U18	BSF		6836054	3531211				02:54.47

















SVSEF Tour de Sun Valley Individual Sprint

Final Results

Rank	Name	Cl.	Affiliation	Nat.	USSS Lic.	FIS Lic	Finals	Semi	Qtr	Qual
32	Campbell, Wes	U18	PCSS		6473436	3531192				02:54.70
33	Rasmussen, Aidan	U20	Sun Valley SEF		6621429	3531037				02:54.72
34	Concannon, Des	U20	JHSC		6647914					02:54.76
35	Kitch, James	Open	BSF		6643622	3531074				02:55.26
36	Shockey, Cole	U18	MBSEF		6997280	3531190				02:55.58
37	Seline, Matt	U18	Auburn Ski Club		6821312	3531193				02:55.66
38	Godfrey, Ty	Open	Montana State University		7061907	3100356				02:55.93
39	Steinberg, Jonah	Open	BSF		7067210	3100394				02:56.10
40	Jayne, Zachary	U18	MBSEF		6824103	3531259				02:57.07
41	Ennis, Zachary	Open	Montana Endurance Academy		6698328	3531006				02:57.88
42	Jensen, Eli	Open	Montana State University		6206122	3530901				02:58.27
43	Hesse, Albert	Open	MBSEF		6758916	3531111				02:59.47
44	Myshrall, Lane	U20	Sun Valley SEF		6233639	3531043				02:59.80
45	Cobb, Tim	U20	Crosscut Mountain Sports Center		6649171					03:00.05
46	Haynes, Sam	U18	Summit Nordic Ski club		6336941	3531055				03:00.72
47	Richardson, Derek	U18	Plain Valley Nordic		6667359					03:01.48
48	Weiss, Anders	U18	AVSC		6674900	3531150				03:02.80
49	Roubin, Josh	U18	JHSC		6648937					03:03.41
50	Becker, Izak	Open	Montana Endurance Academy		N6554429	3531076				03:03.89
51	Oldham, Charles, Ben	U16	AVSC		6767102					03:04.65
52	Power, Nick	Open	Montana Endurance Academy		6316882	3530973				03:04.89
53	King, David	U18	JHSC		6648059	3531056				03:05.84
54	Wasson, Gray	U18	Summit Nordic		6744981	3531256				03:06.22
55	Wright, Tyler	U18	Ski and Snowboard Club Vail		6614621	3531155				03:06.46
56	Henson, Jacob	U18	GNST		6362379	3531167				03:06.98
57	Schmitt, Julian	Open	BSF		6697635					03:07.78
58	Wheeless, Noah	U20	AVSC		6674973	3531161				03:08.62
59	Jones, Owen	U16	SSWSC XC		6524935					03:09.43
60	Warner, Peter	U16	TVSEF		6724407					03:09.45
61	Galyardt, Gavin	U16	McCall Nordic		6588171					03:09.52
62	Wilson, Quinn	U20	Sun Valley SEF		6703136					03:10.12
63	Wilmot, Lucas	U16	JHSC		6649523					03:11.09
64	Hollman, Mitchell	Open	Air Force		6713670	3530914				03:12.12
65	Footer, Zachary	U18	Summit Nordic Ski club		6858405					03:12.74
66	Cessna, James	U18	TUNA		6673738					03:12.95

SVSEF Tour de Sun Valley Individual Sprint

Final Results

Rank	Name	Cl.	Affiliation	Nat.	USSS Lic.	FIS Lic	Finals	Semi	Qtr	Qual
67	Wettermark, Pascal	U16	SBSTA		6821027					03:13.02
68	Roennau, Eske	U18	AVSC		6722539	3170076				03:13.40
69	Steiner, Ruedi	U18	GNST		6677766					03:13.44
70	Shockey, Zach	U16	MBSEF		7023102					03:13.92
71	Carpenter, Corbin	U18	AVSC		6765635					03:14.43
72	Sheley, Graham	U16	Methow Valley Nordic		6438212					03:14.46
73	Morrison, Dexter	U16	Sun Valley SEF		6632589					03:14.87
74	Thebeau, Sam	U18	Summit Nordic Ski club		6720657					03:15.35
75	Olson, John	U18	PCSS		6651222					03:17.62
76	Sheley, Carter	U16	Methow Valley Nordic		6438402					03:19.10
77	Mothersbaugh, James	Open	Independent		6288447	3531135				03:20.54
78	Adams, William	U18	MBSEF		6778842	3531236				03:21.62
79	Walters, Dave	U16	Sun Valley SEF		6803160					03:24.55
80	Utley, Cole	U18	TUNA		6876394					03:28.05
81	McManus, Jack	U16	McCall Nordic		6663423					03:28.44
82	Beebe, Theodore	Open	Montana Endurace Academy		7027885	3531221				03:45.45