





































































SVSEF Tour de Sun Valley Classic

Final Results

Pl.	Bib	Name	Class	Nat.	Affiliation	USSS Lic.	USSAPoints	FIS Lic	FISPoints	Time
Womens 5km Classic										
1.	20	McCabe, Novie	U20		University of Utah	6647592	49.13	3535703	53.77	14:22.8
2.	23	Palmer-Leger, Sydney	U20		University of Utah	6254247	42.98	3535791	52.67	14:28.9
3.	19	Smith, Sammy	U18		Sun Valley SEF	6448026	96.51	3535932	129.84	14:37.4
4.	24	Lange, Leah	Open		BSF PRO	6182992	69.37	3535678	70.67	14:42.0
5.	18	Feldman, Katie	Open		Sun Valley SEF	6062004	96.58	3535716	107.54	14:49.1
6.	28	Richter, Julia	Open		University of Utah		990	3205506	59.76	14:51.3
7.	27	Mazzoni, Sophia	U20		Montana State University	6169270	92.75	3535773	121.33	14:59.3
8.	21	Goble, Sarah	Open		Sun Valley SEF	6532149	83.1	3535749	101.21	15:03.6
9.	29	Jortberg, Lauren	Open		BSF PRO	6384316	81.71	3535634	132.49	15:04.6
10.	22	Landis, Annika	Open		Sun Valley SEF	6061865	88.75	3535866	103.18	15:14.1
11.	26	Schamberger, Nina	U18		Summit Nordic Ski club	6537823	99.29	3535931	132.43	15:19.2
12.	25	Bredal, Mariah	Open		University of Utah	6403383	70.67	3426503	74.91	15:20.6
13.	16	Reeder, Emma	U18		Ski and Snowboard Club Vail	6466059	103.85	3535908	143.67	15:21.7
14.	12	Grissom, Elena	U18		PCSS	6511186	143.06	3535876	239.73	15:21.8
15.	17	Moe, Karianne	Open		University of Utah		990	3426303	81.86	15:23.5
16.	30	Rudd, Hannah	Open		BSF PRO	6463846	97.38	3535693	108.21	15:25.1
17.	11	Brewster, Haley	U18		Ski and Snowboard Club Vail	6651634	123.76	3535906	559.42	15:27.7
18.	15	Zanni, Grace	U18		SSWSC XC	6638854	154.86	3535925	206.61	15:36.9
19.	45	O'Brien, Natalie	U18		JHSC	6648032	168.34		990	15:44.2
20.	32	Blakslee, Molly	U20		Ski and Snowboard Club Vail	6639037	159.66	3535910	176.88	15:51.5
21.	1	Gesior, Felicia	Open		Crosscut Mountain Sports Center	6373728	130.18	3535542	132.38	15:55.0
22.	9	Jarzin, Abigail	Open		University of Utah	6532139	111.54	3535694	130.9	15:58.7
23.	31	Hagen, Annabel	U20		JHSC	6639136	157.12		990	15:59.1
24.	36	Albrecht, Emma	U20		Montana State University	6730028	990	3535843	179.52	15:59.3
25.	4	Brigham, Kate	U18		JHSC	6834287	151.05	3535930	259.88	16:05.2
26.	8	Oldham, Kate	U20		AVSC	6643650	139.97	3535806	131.95	16:08.7
27.	59	Scott, Cora	U16		Sun Valley SEF	6841600	214.1		990	16:19.5
28.	14	Morgan, Madison	Open		Sun Valley SEF	6247816	138.82	3535652	990	16:20.6
29.	10	Proffitt, Adrianna	U20		Montana State University	6555117	117.26	3535819	139.92	16:21.8
30.	3	Bivens, Sarah	U18		Ski and Snowboard Club Vail	6653927	142.97	3535892	156.74	16:25.9
31.	46	Stiles, Aurora	U16		JHSC	6745296	221.06		990	16:27.6
32.	44	Ludwig, Luci	U18		Sun Valley SEF	6398133	183.33	3535871	240.15	16:28.0
33.	40	Jensen, Anja	U20		Sun Valley SEF	6392377	178.47	3535799	205.31	16:29.5


SVSEF Tour de Sun Valley Classic

Final Results

Pl.	Bib	Name	Class	Nat.	Affiliation	USSS Lic.	USSAPoints	FIS Lic	FISPoints	Time
34.	35	Weiss, Elsie	U16		AVSC	6674915	187.66		990	16:35.8
35.	54	Gilbert, Kira	U20		MBSEF	6880068	200.07		990	16:42.2
36.	43	McKnight, Alice	U20		MBSEF	6668190	183.11		990	16:49.7
37.	61	McCabe, Dashe	U16		Methow Valley Nordic	6681210	224.75		990	16:51.8
38.	33	Grover, Anja	U18		Sun Valley SEF	6390496	187.1	3535937	266.05	16:53.2
39.	42	Hodges, Ellery	U18		SSWSC XC	6654376	174.91	3535948	215.56	16:57.6
40.	37	Hardenbergh, Katy Jane	U18		Ski and Snowboard Club Vail	6645561	167.78		990	17:01.2
41.	62	Beaulieu, Sarah	Open		SBSTA	6633675	236.23	3535719	313.92	17:07.2
42.	2	Thyr, Ingrid	Open		Crosscut Mountain Sports Center	6518200	117.84	3535947	264.82	17:07.5
43.	50	Cousins, Clara	Open		Independent	6595116	213.14		990	17:09.3
44.	60	Cramer, Aurora	U18		BBNT	6905413	196.95	3535972	284.55	17:09.6
45.	63	Campbell, Emily	U16		PCSS	6669294	255.36		990	17:10.2
46.	56	Wright, Cassidy	U16		Ski and Snowboard Club Vail	6615446	215.61		990	17:10.6
47.	48	Glackin, Isabel	U16		Ski and Snowboard Club Vail	6642556	215.54		990	17:16.9
48.	34	Grialou, Jordan	U18		Methow Valley Nordic	6667119	177.17	3535941	990	17:16.9
49.	39	Barsness, Emma	U18		Ski and Snowboard Club Vail	6448715	176.81	3535815	212.12	17:18.5
50.	53	McDonough, Eva	U18		AVSC	6645450	204.82	3535887	218.27	17:19.5
51.	68	Wilmot, Sydney	U18		JHSC	6649443	249.9		990	17:19.9
52.	52	Leitheiser, Greta	U18		MBSEF	6759959	203.78	3535979	280.39	17:37.1
53.	55	Swanson, Grace	U18		TUNA	6614363	209.4		990	17:40.1
54.	58	Hall, Elsie	U18		JHSC	6649080	214.7		990	17:42.7
55.	6	LeClair, Aubrey	Open		Montana State University	6619934	126.23	3535721	132.55	17:43.4
56.	7	hochschartner, lucy	Open		Crosscut Mountain Sports Center	6535557	119.76		990	17:45.1
57.	47	Lucy, Mariah-may	U18		Methow Valley Nordic	6667691	196	3535922	990	17:46.3
58.	57	Laesch, Greta	U20		Methow Valley Nordic	6619090	196.63	3535890	244.94	18:03.3
59.	5	Garso, Jackie	Open		Auburn Ski Club	6597901	120.52	6597901	990	18:09.3
60.	51	Villafranco, Lola	U18		AVSC	6765764	204.67	3535805	287.28	18:16.5
61.	13	Groetzner Rocco, Agustina	U18		Montana Endurance Academy	X6845877	274.07	3035009	142.9	18:21.2
62.	67	Phillips, Sloan	U18		Summit Nordic Ski club	6870963	245.71	3535829	990	18:39.9
63.	49	Peters, Tory	U20		TUNA	6405864	197.4		990	18:43.9
64.	70	Schaffner, Mia	U16		Sun Valley SEF	6817029	329.17		990	18:58.3
65.	66	Keeney, Eden	U16		TUNA	6673193	236.87		990	19:13.6
66.	64	Becker, Emilia	U20		Montana Endurance Academy	N6650480	399.31	3535839	489.03	19:59.1
67.	69	Menna, Isabell	U16		Plain Valley Nordic	6604516	261.19	3535993	513.14	20:42.6
68.	65	Thompson, Anneka	U18		Sun Valley SEF	6389480	449.68		990	21:14.8


































SVSEF Tour de Sun Valley Classic

Final Results

Pl.	Bib	Name	Class	Nat.	Affiliation	USSS Lic.	USSAPoints	FIS Lic	FISPoints	Time
69.	71	Schleske Shepard, Karla	Open		Mexican National Ski Team	3545007	990		990	25:40.8




































SVSEF Tour de Sun Valley Classic

Final Results

Pl.	Bib	Name	Class	Nat.	Affiliation	USSS Lic.	USSAPoints	FIS Lic	FISPoints	Time
Mens 10km Classic										
1.	117	Hendry, Sam	Open		University of Utah	7043913	990	3100416	37.34	25:06.0
2.	127	Jager, Luke	Open		University of Utah	6503220	53.36	3530911	57.9	25:19.6
3.	121	O'Connell, Finn	Open		BSF PRO	5949011	43.24	3530872	57.28	25:36.4
4.	118	Bratbak, Emil	Open		BSF	6961253	51.77	3423344	114.62	25:40.6
5.	102	Newell, Andrew	Open		BSF PRO	5389135	77.68	3530005	79.7	25:54.2
6.	123	Jordheim, Ola	Open		University of Utah	7043965	990	3422762	50.93	25:56.8
7.	103	Magill, Wally	U18		SSWSC XC	6206999	78.03	3531067	84.46	26:15.9
8.	119	Hagenbuch, Johnny	Open		Sun Valley SEF	6240974	41.3	3530986	45.36	26:29.9
9.	125	Wood, Sam	Open		Sun Valley SEF	6550556	55.29	3530837	69.04	26:53.3
10.	126	Riksaasen, Bjorn Georg	Open		University of Utah	7043866	990	3423130	60.71	26:55.8
11.	104	Godfrey, Reed	Open		Montana State University	7068703	990	3100355	84.51	26:57.3
12.	101	Houtsma, Graham	Open		BSF	5999529	80.56	3530862	183.08	26:59.8
13.	115	Keefe, Noel	Open		University of Utah	6002158	84.79	3530760	85.25	27:05.7
14.	105	Weenig, Elijah	U20		Sun Valley SEF	6649750	88.74	3531162	126.11	27:09.0
15.	130	Schulz, Karl	Open		Sun Valley SEF	6446999	50.58	3530894	68.82	27:11.5
16.	108	Jensen, Eli	Open		Montana State University	6206122	86.14	3530901	91.06	27:18.2
17.	112	Campbell, Wes	U18		PCSS	6473436	95.48	3531192	150.37	27:18.3
18.	129	Holmes, Peter	Open		Sun Valley SEF	6426199	59.89	3530797	59.78	27:19.1
19.	128	Kitch, James	Open		BSF	6643622	70.97	3531074	104.14	27:40.4
20.	109	Hall, Walker	U20		Methow Valley Nordic	6607494	77.24	3530989	103.4	27:46.3
21.	107	Moore, Logan	U20		DNCS	6652903	96.66	3531177	135.14	27:50.2
22.	110	Hermanson, Eli	U20		Montana State University	6355449	98.59	3530942	110.93	27:56.5
23.	113	Myshrall, Lane	U20		Sun Valley SEF	6233639	112.55	3531043	157.47	27:58.0
24.	106	Zink, Simon	Open		BSF PRO	6224185	74.99	3530806	88.24	28:00.8
25.	120	Gostout, Christian	Open		Crosscut Mountain Sports Center	6605345	63.67	3531235	154.78	28:10.5
26.	140	Gore, Eli	U20		Sun Valley SEF	6644992	119.4	3531036	282.88	28:22.0
27.	142	Power, Nick	Open		Montana Endurance Academy	6316882	115.14	3530973	128.29	28:26.2
28.	122	Diekmann, Logan	Open		BSF PRO	6320672	69.39	3530718	70.83	28:44.5
29.	134	Rasmussen, Aidan	U20		Sun Valley SEF	6621429	127.88	3531037	990	28:44.7
30.	158	Sapp, Everett	Open		Independent	6521549	133.66	3530948	990	28:53.1
31.	137	Seline, Matt	U18		Auburn Ski Club	6821312	130.65	3531193	259.84	29:04.5
32.	111	Weiss, Anders	U18		AVSC	6674900	96.93	3531150	141.08	29:07.6
33.	116	Ketchel, Elliot	Open		BSF	6443462	63.49	3530965	146.72	29:09.2







SVSEF Tour de Sun Valley Classic

Final Results

Pl.	Bib	Name	Class	Nat.	Affiliation	USSS Lic.	USSAPoints	FIS Lic	FISPoints	Time
34.	141	Jones, Trey	U18		SSWSC XC	6540157	118.42	3531138	150.86	29:10.1
35.	131	Maybach, Nathan	U18		BBNT	6362081	120	3531130	161.74	29:11.1
36.	151	Ennis, Zachary	Open		Montana Endurance Academy	6698328	136.15	3531006	990	29:23.1
37.	135	Moore, Taiga	U20		AVSC	6649824	128.69	3531113	174.08	29:23.9
38.	149	Wasson, Gray	U18		Summit Nordic Ski club	6744981	142.19	3531256	226.03	29:29.2
39.	139	Richardson, Derek	U18		Plain Valley Nordic	6667359	123.61		990	29:35.4
40.	133	Jayne, Zachary	U18		MBSEF	6824103	123.45	3531259	328.59	29:42.9
41.	148	Carpenter, Corbin	U18		AVSC	6765635	139.5		990	29:43.7
42.	138	Steinberg, Jonah	Open		BSF	7067210	128.53	3100394	146.16	29:48.0
43.	145	Kluck, Max	U18		BSF	6836054	120.39	3531211	194.43	29:49.5
44.	132	Henson, Jacob	U18		GNST	6362379	125.15	3531167	222.97	29:50.1
45.	146	Woods, Cale	U18		BSF	6641918	169.88	3531042	231.82	30:02.7
46.	154	Cessna, James	U18		TUNA	6673738	157.92		990	30:03.1
47.	143	Wilson, Quinn	U20		Sun Valley SEF	6703136	131.36		990	30:15.8
48.	159	Thebeau, Sam	U18		Summit Nordic Ski club	6720657	165.76		990	30:19.3
49.	164	Warner, Peter	U18		TVSEF	6724407	173.48		990	30:28.8
50.	155	Stiles, Bridger	U18		JHSC	6648451	136.6	3531253	229.1	30:44.8
51.	160	Wright, Tyler	U18		Ski and Snowboard Club Vail	6614621	161.68	3531155	193.48	30:50.3
52.	144	Burkhart, Nikolas	U20		AVSC	6360937	118.67	3530931	175.56	30:55.3
53.	157	Galyardt, Gavin	U18		McCall Nordic	6588171				30:56.6
54.	174	Schmitt, Julian	Open		BSF	6697635	203.72		990	31:00.8
55.	162	Olson, John	U18		PCSS	6651222	171.36		990	31:04.2
56.	153	Cobb, Tim	U20		Crosscut Mountain Sports Center	6649171	146.42		990	31:13.6
57.	163	Becker, Izak	Open		Montana Endurance Academy	N6554429	173.24	3531076	205.94	31:14.1
58.	169	Hesse, Albert	Open		MBSEF	6758916	219.01	3531111	990	31:18.8
59.	166	Grohusky, Galen	U18		Sun Valley SEF	6649692	170.13		990	31:33.1
60.	178	Adicoff, Jake	Open		Sun Valley SEF	6061857	990		990	31:36.0
61.	147	Wheeless, Noah	U20		AVSC	6674973	151.12	3531161	198.19	31:39.0
62.	170	Footer, Zachary	U18		Summit Nordic Ski club	6858405	196.97		990	31:42.3
63.	156	Haynes, Sam	U18		Summit Nordic Ski club	6336941	167.02	3531055	268.8	31:51.5
64.	150	Shockey, Cole	U18		MBSEF	6997280	144.18	3531190	227.09	31:53.6
65.	176	Roennau, Eske	U18		AVSC	6722539	174.33	3170076	293.87	32:03.7
66.	167	Steiner, Ruedi	U18		GNST	6677766	194.58		990	32:12.4
67.	179	Hollman, Mitchell	Open		Air Force	6713670	990	3530914	990	32:18.0
68.	172	Mothersbaugh, James	Open		Independent	6288447	460.92	3531135	622.36	32:39.1




SVSEF Tour de Sun Valley Classic

Final Results

Pl.	Bib	Name	Class	Nat.	Affiliation	USSS Lic.	USSAPoints	FIS Lic	FISPoints	Time
69.	168	King, David	U18		JHSC	6648059	179.6	3531056	276	32:39.8
70.	171	Utle, Cole	U18		TUNA	6876394	280.34		990	35:14.3
71.	175	Soto Moreno, Jonathan	Open		Mexican National Ski Team		990	3540009	283.63	36:01.1
72.	173	Beebe, Theodore	Open		Montana Endurance Academy	7027885	298.75	3531221	442.2	36:30.2
73.	165	Adams, William	U18		MBSEF	6778842	218.24	3531236	416.13	37:29.4
	177	Morrison, Dexter	U18		Sun Valley SEF	6632589	208.43		990	DNF

SVSEF Tour de Sun Valley Classic

Final Results

Pl.	Bib	Name	Class	Nat.	Affiliation	USSS Lic.	USSAPoints	FIS Lic	FISPoints	Time
Mens 5km Classic										
1.	201	Oldham, Charles, Ben	U16		AVSC	6767102	165.18	990		15:10.9
2.	206	Shockey, Zach	U16		MBSEF	7023102	177.7	990		15:32.1
3.	210	Wilmot, Lucas	U16		JHSC	6649523	187.69	990		15:37.9
4.	203	Wettermark, Pascal	U16		SBSTA	6821027	211.06	990		15:53.8
5.	205	Sheley, Carter	U16		Methow Valley Nordic	6438402	229.99	990		16:48.6
6.	208	Sheley, Graham	U16		Methow Valley Nordic	6438212	234.13	990		16:54.5
7.	207	McManus, Jack	U16		McCall Nordic	6663423	256.68	990		17:06.8
8.	202	Jones, Owen	U16		SSWSC XC	6524935	184.69	990		18:16.1
9.	209	Walters, Dave	U16		Sun Valley SEF	6803160	265.85	990		18:28.5
10.	204	Halvorsen, Sven	U16		Sun Valley SEF	6673594	990	990		18:42.4